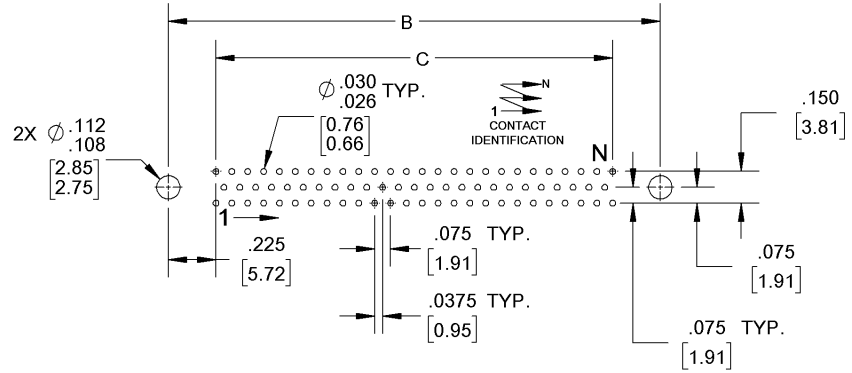
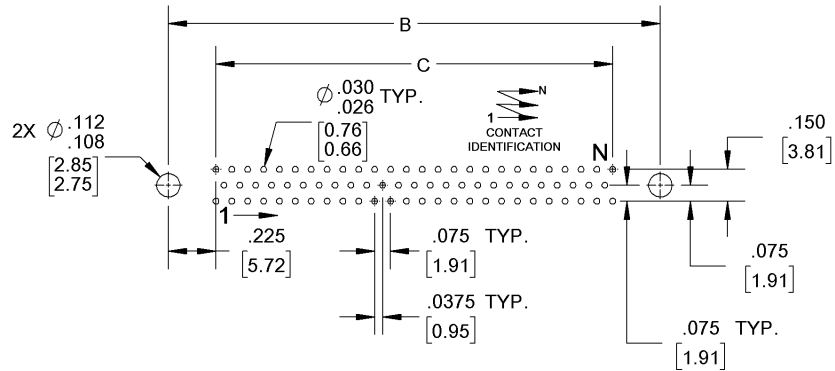


PWB PATTERN 3 ROW PLUG AS VIEWED FROM THE CONNECTOR SIDE

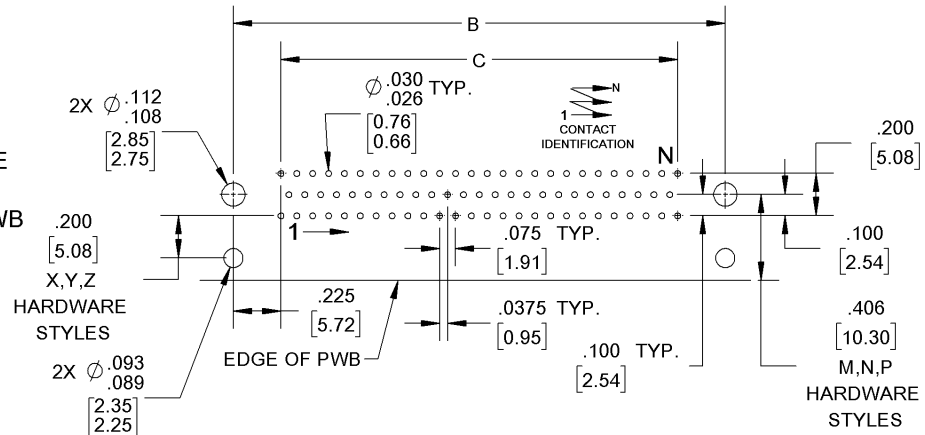
MDE DIP SOLDER
STRAIGHT
RECOMMENDED PWB
LAYOUT



MAE STACKING
RECOMMENDED PWB
LAYOUT



MEE RIGHT ANGLE
DIP SOLDER
RECOMMENDED PWB
LAYOUT



| No. of Contacts | B | C |
|-----------------|----------------|---------------|
| 20 | 0.900 [22.86] | 0.450 [11.43] |
| 50 | 1.650 [41.91] | 1.200 [30.48] |
| 77 | 2.325 [59.06] | 1.875 [47.63] |
| 119 | 3.375 [85.73] | 2.925 [74.26] |
| 152 | 4.200 [106.68] | 3.750 [95.25] |